

# EASTER BILBY PARADE

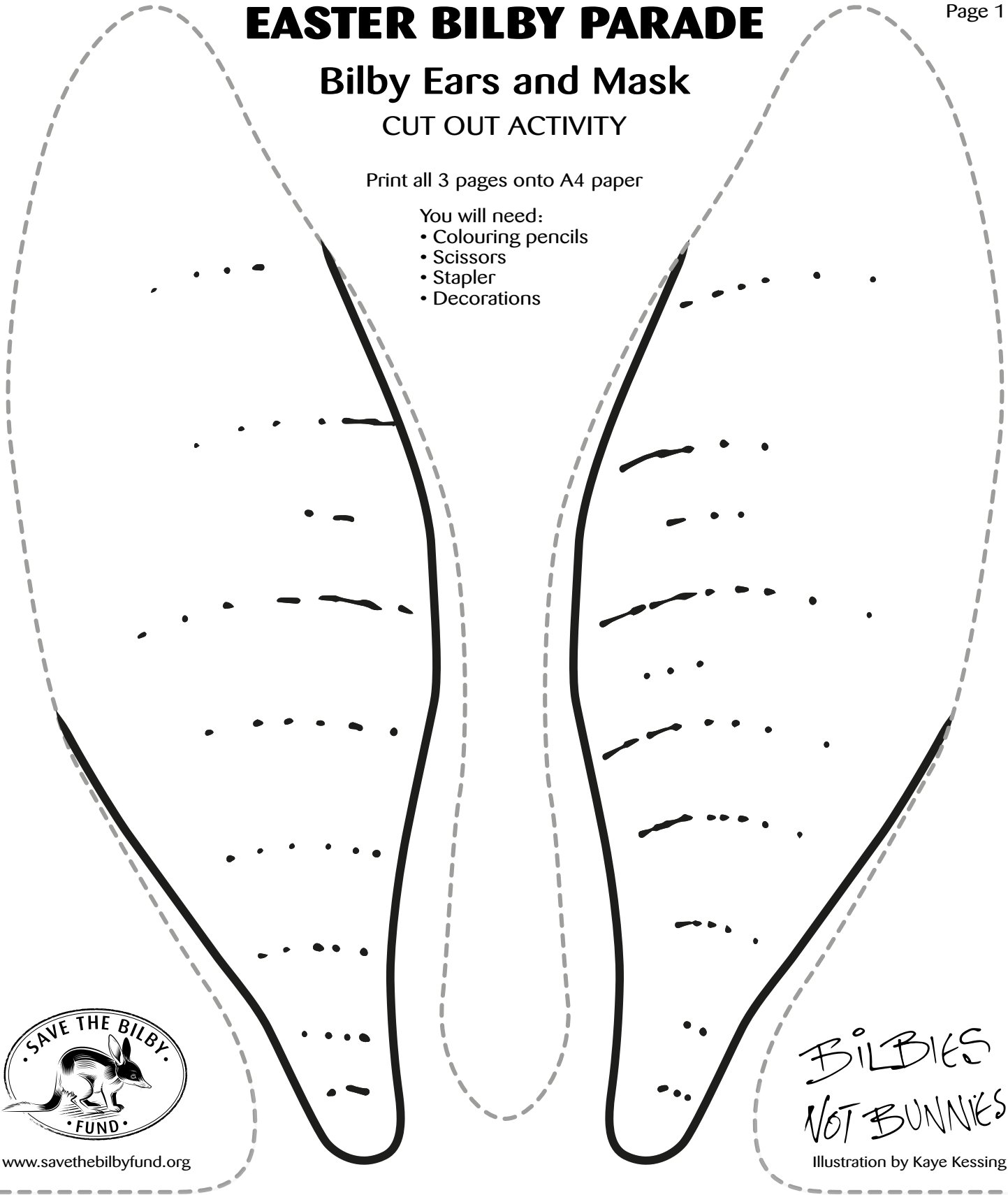
## Bilby Ears and Mask

### CUT OUT ACTIVITY

Print all 3 pages onto A4 paper

You will need:

- Colouring pencils
- Scissors
- Stapler
- Decorations



[www.savethebilbyfund.org](http://www.savethebilbyfund.org)

BILBIES  
NOT BUNNIES

Illustration by Kaye Kessing

#### HOW TO ASSEMBLE:

CUT ALONG DOTTED LINES USING SCISSORS INCLUDING EYE HOLES ON PAGE 2.

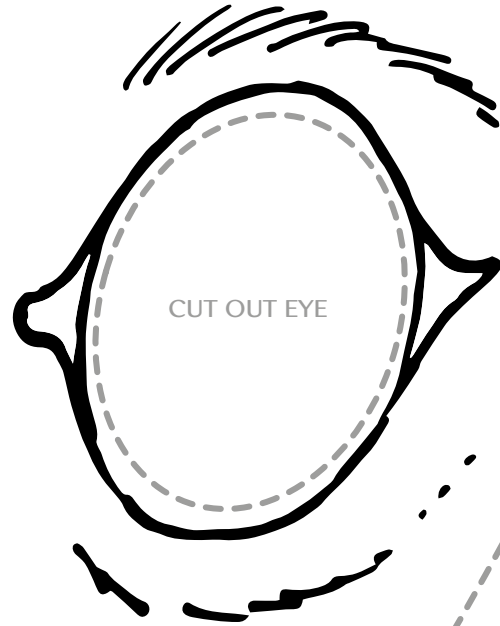
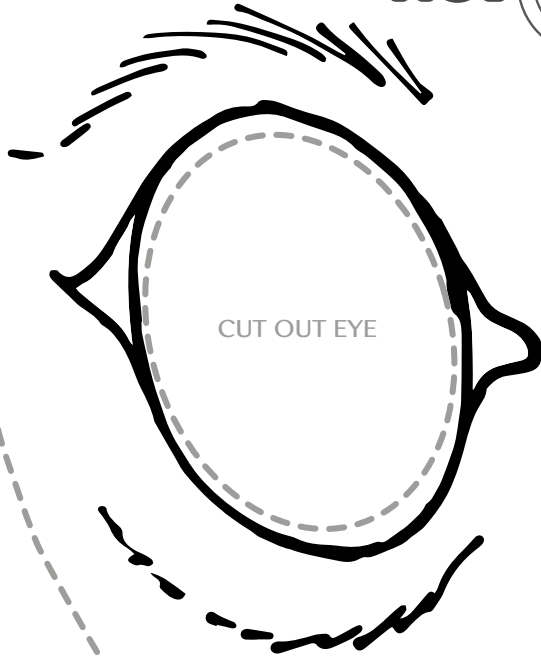
POSITION FACE OVERLAPPED ONTO THIS FOREHEAD AREA.

JOIN TOGETHER USING STAPLES. CREATE A HEADBAND USING STRIPS CUT FROM PAGE 3.

TO HELP KEEP EARS UPRIGHT, GENTLY FOLD LENGTHWISE UP TO THE TIPS.

# Easter Bilbies

NOT  BUNNIES



*BILBIES  
NOT BUNNIES*



[www.savethebilbyfund.org](http://www.savethebilbyfund.org)



[www.savethebilbyfund.org](http://www.savethebilbyfund.org)



[www.savethebilbyfund.org](http://www.savethebilbyfund.org)

# EASTER BILBY PARADE

CUT 50mm LONG STRIPS  
TO CREATE HEADBAND.  
JOIN USING STAPLES.